



**LED  
Balloon  
Light**  
Series

**Mobile  
Lighting  
Tower**  
Series





by Ching Yuang

**Yuang Light** is a series of portable LED lights suited to a wide range of industrial, construction and outdoor uses. Our comprehensive lighting systems are developed for ease of use and maximum portability, while our LED technology ensures that our lights have long life expectancy and are bright enough for any application, while minimizing power consumption.

**Yuang Light** was created by **Ching Yuang** in 2013. **Ching Yuang** was established in 2002 as a manufacturer of high watt LED lighting, ventilation systems (blowers) and spot coolers. All of our products are made to the highest standards in Taiwan. In 2013, **Ching Yuang** released our own range of products, **Yuang Light** and **Yuang Tools**. The quality of our products is known worldwide and our customers can be found in Japan, South East Asia, the Middle East, the United States and Europe. Our close relationship with our customers has provided invaluable feedback that has allowed us to develop exceptional products.

**Ching Yuang** believes that our customers' success is also our success, and so we are always striving to design the best product for the problem at hand.



# LED Balloon Light System

50 W  
100 W  
200 W  
300 W  
500 W  
960 W



# TINY LED Balloon Light

50 W

Our TINY LED BALLOON LIGHTS are the most compact and portable in our collection. While these family friendly lights aren't as powerful as their bigger cousins, they emit more than enough for everyday activities. And since they are dimmable, you can always set them to just the right brightness, whether you're cooking, reading, dining or just enjoying the great outdoors.



Family Friendly



Extra Lightweight



Portable



Dimmable



Easy Setup



Glare-Free



360° Illumination



Diffused Light



High Efficiency  
150 lm/W



Life Span  
> 50,000 hrs



Low-Maintenance

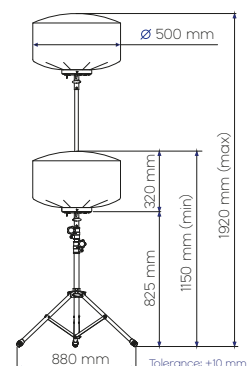


Waterproof

## DIMENSIONS

## TECHNICAL DATA

50 W



General	Voltage	AC 100-240 V
	Frequency	50/60 Hz
	Operating Amperage	0.6 A
	Power Consumption (±5%)	55 W
	Lamp+Tripod	5.6 kg
Lamp	Panel Power Consumption (±5%)	45 W
	Panel Luminous Flux (±10%)	8,000 lm
	Correlated Color Temperature	5,000 K
	Width	500 mm
	Height	320 mm
Tripod	Weight	3 kg
	Height (min-max)	825-1600 mm
	Weight	2.6 kg
	Collapsed Height	770 mm
	Collapsed Width	120 mm

## LIGHTING DATA

		1.9 M HEIGHT			
50 W 0° PANEL ANGLE OMNI COVER	Distance	1 m	4 m	8 m	13 m
	Area	3 m²	50 m²	200 m²	490 m²
	Lux	102	13	3	0.5

More data on [page 22](#).

## ACCESSORIES

The TINY LED Balloon Light standard package includes:

- LED light system
- Omni light cover
- Small tripod
- Light carry bag
- Tripod carry bag



TRIPOD  
(More details on [page 24](#))



LIGHT CARRY BAG



TRIPOD CARRY BAG

## CUSTOMIZATION

The TINY LED Balloon Light can also be mounted on a trolley and customized with a different light cover, for more info, please see [page 20](#).





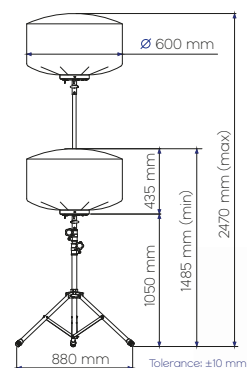
# MINI LED Balloon Light

100 W 200 W

Our MINI LED Balloon Lights emit bright, diffused light that is suitable for indoor spaces and outdoor events. Released in 100 W and 200 W versions, they can be used to light up film sets, provide even lighting for studio photography and interior construction, and general portable lighting for outdoor activities like camping, sporting events and parties.



## DIMENSIONS



## TECHNICAL DATA

		100 W	200 W
General	Voltage	AC 100-240 V	AC 100-240 V
	Frequency	50/60 Hz	50/60 Hz
	Operating Amperage	1.2 A	2.3 A
	Power Consumption (±5%)	110 W	210 W
	Lamp+Tripod	8.2 kg	8.2 kg
Lamp	Panel Power Consumption (±5%)	90 W	180 W
	Panel Luminous Flux (±10%)	15,600 lm	28,000 lm
	Correlated Color Temperature	5,000 K	5,000 K
	Width	600 mm	600 mm
	Height	435 mm	435 mm
Tripod	Weight	5 kg	5 kg
	Height (min-max)	1050-2035 mm	1050-2035 mm
	Weight	3.2 kg	3.2 kg
	Collapsed Height	930 mm	930 mm
	Collapsed Width	120 mm	120 mm

## LIGHTING DATA

		2.4 M HEIGHT			
100 W 0° PANEL ANGLE OMNI COVER	Distance	1 m	4 m	8 m	14 m
	Area	3 m <sup>2</sup>	50 m <sup>2</sup>	200 m <sup>2</sup>	615 m <sup>2</sup>
	Lux	150	30	8	0.5
200 W 0° PANEL ANGLE OMNI COVER	Distance	1 m	4 m	8 m	19 m
	Area	3 m <sup>2</sup>	50 m <sup>2</sup>	200 m <sup>2</sup>	1135 m <sup>2</sup>
	Lux	247	48	11	0.5

More data on [page 22](#).

## ACCESSORIES


The MINI LED Balloon Light standard package includes:

- LED light system
- Omni light cover
- Small tripod
- Light carry bag
- Tripod carry bag



## CUSTOMIZATION

The MINI LED Balloon Light can also be mounted on a trolley and customized with a different light cover, for more info, please see [page 20](#).





# MAXI LED Balloon Light

500 W 960 W

Our MAXI LED Balloon Lights are the brightest in our collection and come in 500 W and 960 W versions. Their wide coverage make them essential for large-scale infrastructure projects like roadworks and construction projects, and they provide ample lighting at sporting events. Their easy setup and portability make them invaluable in fire-fighting and other disaster relief situations.



Portable



Easy Setup



Glare-Free



360°  
Illumination



Diffused  
Light



High Efficiency  
150 lm/W

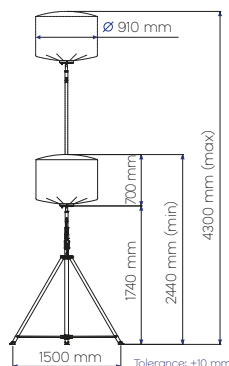


Life Span  
> 50,000 hrs



Waterproof

## DIMENSIONS



## TECHNICAL DATA

500 W

960 W

General	Voltage	AC 100-240 V	AC 100-240 V
	Frequency	50/60 Hz	50/60 Hz
	Operating Amperage	2.9 A/5.5 A	5.3 A/10.6 A
	Power Consumption (±5%)	245 W/490 W	485 W/970 W
	Lamp+Tripod	32 kg	37 kg
Lamp	Panel Power Consumption (±5%)	216 W/432 W	432 W/864 W
	Panel Luminous Flux (±10%)	36,000 lm/72,000 lm	72,000 lm/145,000 lm
	Correlated Color Temperature	5,000 K	5,000 K
	Width	910 mm	910 mm
	Height	700 mm	700 mm
Tripod	Weight	14.5 kg	17.5 kg
	Height (min-max)	1740-3700 mm	1740-3700 mm
	Weight	17.5 kg	19.5 kg
	Collapsed Height	1980 mm	1980 mm
	Collapsed Width	210 mm	210 mm

## LIGHTING DATA

		4.3 M HEIGHT			
500 W 0° PANEL ANGLE OMNI COVER	Distance	1 m	4 m	8 m	32 m
	Area	3 m²	50 m²	200 m²	3215 m²
	Full Light	175 lx	70 lx	20 lx	0.5 lx
	Half Light	85 lx	35 lx	10 lx	0.5 lx
960 W 0° PANEL ANGLE OMNI COVER	Distance	1 m	4 m	8 m	41 m
	Area	3 m²	50 m²	200 m²	5278 m²
	Full Light	350 lx	140 lx	40 lx	0.5 lx
	Half Light	175 lx	70 lx	20 lx	0.5 lx

More data on [page 22](#).

## ACCESSORIES

The MAXI LED Balloon Light standard package includes:

- LED light system
- Omni light cover
- Large tripod
- Light carry bag
- Tripod carry bag



TRIPOD

(More details on [page 24](#))



LIGHT CARRY BAG



TRIPOD CARRY BAG

## CUSTOMIZATION

The MAXI LED Balloon Light can also be mounted on a trolley and customized with a different light cover, for more info, please see [page 20](#).



# LED Balloon Light System



**TINY**



**MINI**



**MIDI**



**MAXI**

## Comparison Table

50 W

100 W

200 W

300 W

500 W

960 W

GENERAL		50 W	100 W	200 W	300 W	500 W	960 W
Voltage		AC 100-240 V	AC 100-240 V	AC 100-240 V	AC 100-240 V	AC 100-240 V	AC 100-240 V
Frequency		50/60 Hz	50/60 Hz	50/60 Hz	50/60 Hz	50/60 Hz	50/60 Hz
Operating Amperage		0.62 A	1.2 A	2.3 A	1.9 A/3.5 A	2.9 A/5.5 A	5.3 A/10.6 A
LAMP		50 W	100 W	200 W	300 W	500 W	960 W
Power Consumption (±5%)		55 W	110 W	210 W	155 W (half) / 310 W (full)	245 W (half) / 490 W (full)	485 W (half) / 970 W (full)
Panel Power Consumption (±5%)		45 W	90 W	180 W	130 W (half) / 270 W (full)	216 W (half) / 432 W (full)	432 W (half) / 864 W (full)
Average Lamp Life		> 50,000 hrs	> 50,000 hrs	> 50,000 hrs	> 50,000 hrs	> 50,000 hrs	> 50,000 hrs
Color Rendering Index		80	80	80	80	80	80
Correlated Color Temperature		5,000 K	5,000 K	5,000 K	5,000 K	5,000 K	5,000 K
Luminous Flux (±10%)		8,000 lm	15,600 lm	28,000 lm	21,000 lm (half) / 42,000 lm (full)	36,000 lm (half) / 72,000 lm (full)	72,000 lm (half) / 145,000 lm (full)
Width		500 mm	600 mm	600 mm	820 mm	910 mm	910 mm
Height		320 mm	435 mm	435 mm	630 mm	700 mm	700 mm
Weight		3 kg	5 kg	5 kg	8.5 kg	14.5 kg	19.5 kg
TRIPOD		50 W	100 W	200 W	300 W	500 W	960 W
Height (min-max)		825-1600 mm	1050-2035 mm	1050-2035 mm	1450-2180 mm	1740-3700 mm	1740-3700 mm
Collapsed Height		770 mm	930 mm	930 mm	1340 mm	1980 mm	1980 mm
Collapsed Width		120 mm	120 mm	120 mm	180 mm	210 mm	210 mm
Weight		2.6 kg	3.2 kg	3.2 kg	7.1 kg	17.5 kg	17.5 kg
TROLLEY		50 W	100 W	200 W	300 W	500 W	960 W
Height		720 mm	720 mm	720 mm	690 mm	690 mm	1755 mm
Length		730 mm	730 mm	730 mm	1060 mm	1060 mm	1360 mm
Width		430 mm	430 mm	430 mm	800 mm	800 mm	880 mm
Weight		16 kg	16 kg	16 kg	26 kg	26 kg	135 kg
WEIGHT		50 W	100 W	200 W	300 W	500 W	960 W
Lamp + Tripod		6 kg	8.2 kg	8.2 kg	15.6 kg	32 kg	37 kg
Lamp + Trolley		19 kg	21 kg	21 kg	34.5 kg	40.5 kg	154.5 kg

Dimensions tolerance: ±10 mm

As part of our continuous efforts to improve our products, features and specifications may change without notice.



# Mobile Lighting Tower

System

SINGLE 250 W  
TWIN 500 W



# SINGLE

# TWIN

250 W

500 W

Our ultra bright Mobile Lighting Towers emit undiffused, directional light that is essential for construction. They are mobile and exceptionally easy to setup and operate. Their durability and reliability mean they will last on the roughest of sites, and as an added bonus are good for the environment.



Ultra Bright



Lightweight



Directional



Waterproof

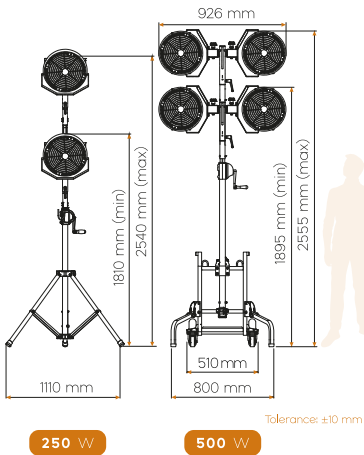


Steel Mesh  
Protector



Low-Power  
Consumption

## DIMENSIONS



## TECHNICAL DATA

250 W

500 W

General	Voltage	AC 100-240 V	AC 100-240 V
	Frequency	50/60 Hz	50/60 Hz
	Operating Amperage	3 A	6 A
Lamp	Power Consumption (±5%)	250 W	500 W
	Average Lamp Life	> 50,000 hrs	> 50,000 hrs
	CRI	80	80
	CCT	5,000 K	5,000 K
	Luminous Flux (±10%)	42,000 lm	84,000 lm
	Width	330 mm	910 mm
	Height	415 mm	400 mm
	Weight	7.6 kg	16.4 kg
Tripod	Height (min-max)	1450-2180 mm	-
	Collapsed Height	1340 mm	-
	Collapsed Width	180 mm	-
Trolley	Weight	71 kg	-
	Height	-	690 mm
	Length	-	1060 mm
	Width	-	800 mm
	Weight	-	21 kg

## LIGHTING DATA

250 W	Distance	1 m	5 m	10 m
	Area	9 m <sup>2</sup>	65 m <sup>2</sup>	50 m <sup>2</sup>
	Lux	592	156	22
500 W	Distance	1 m	5 m	10 m
	Area	9 m <sup>2</sup>	75 m <sup>2</sup>	120 m <sup>2</sup>
	Lux	1160	304	45



# Accessories

LIGHT COVERS  
TRIPODS  
TROLLEYS



## Accessories

# LIGHT COVERS

OMNI REFLECTIVE

The covers for our LED Balloon Light inflate into an elegant and efficient balloon shape with air from the fans. We offer two different standard covers; the Omni Light Cover and the Reflective Light Cover. Designed to be used with our LED lighting systems, they are easy to attach and hold their shape perfectly.



Omni-directional/  
Reflective



Waterproof



Flameproof



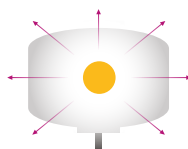
Phenolic  
Yellowing Resistant



Washable

### OMNI

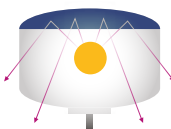
Our Omni Light Covers produce omni-directional, even lighting throughout a space. The covers are washable, easily replaced, waterproof, tear and flameproof. They are ideal for covered spaces.



**MINI** 600 x 435 mm  
**MIDI** 820 x 630 mm  
**MAXI** 910 x 700 mm

### REFLECTIVE

Our Reflective Light Covers reflect light down onto the ground, acting as highly efficient street lights. The covers are washable, easily replaced, waterproof and flameproof. They are ideal for open-air applications.



**MINI** 600 x 435 mm  
**MIDI** 820 x 630 mm  
**MAXI** 910 x 700 mm

### OMNI LIGHTING DATA

50 W	Distance (m)	1	4	8	14
0° PANEL ANGLE AT 1.9 M HEIGHT	Area (m²)	3	50	200	490
	Lux (lx)	102	13	3	0.5
100 W	Distance (m)	1	4	8	14
0° PANEL ANGLE AT 2.4 M HEIGHT	Area (m²)	3	50	200	615
	Lux (lx)	150	30	8	0.5
200 W	Distance (m)	1	4	8	19
0° PANEL ANGLE AT 2.4 M HEIGHT	Area (m²)	3	50	200	1135
	Lux (lx)	247	48	11	0.5
300 W	Distance (m)	1	4	8	21
0° PANEL ANGLE AT 2.8 M HEIGHT	Area (m²)	3	50	200	1385
	Full Light (lx)	356	80	18	0.5
	Half Light (lx)	180	40	10	0.5
500 W	Distance (m)	1	4	8	32
0° PANEL ANGLE AT 4.3 M HEIGHT	Area (m²)	3	50	200	3215
	Full Light (lx)	175	70	20	0.5
	Half Light (lx)	85	35	10	0.5
960 W	Distance (m)	1	4	8	41
0° PANEL ANGLE AT 4.3 M HEIGHT	Area (m²)	3	50	200	5278
	Full Light (lx)	350	140	40	0.5
	Half Light (lx)	175	70	20	0.5

### REFLECTIVE LIGHTING DATA

100 W	Distance (m)	1	4	8	14
0° PANEL ANGLE AT 2.4 M HEIGHT	Area (m²)	3	50	200	615
	Lux (lx)	197	34	8	0.5
200 W	Distance (m)	1	4	8	19
0° PANEL ANGLE AT 2.4 M HEIGHT	Area (m²)	3	50	200	1135
	Lux (lx)	328	53	10	0.5
300 W	Distance (m)	1	4	8	21
0° PANEL ANGLE AT 2.8 M HEIGHT	Area (m²)	3	50	200	1385
	Full Light (lx)	531	85	20	0.5
	Half Light (lx)	309	47	10	0.5
500 W	Distance (m)	1	4	8	32
0° PANEL ANGLE AT 4.3 M HEIGHT	Area (m²)	3	50	200	3215
	Full Light (lx)	210	80	20	0.5
	Half Light (lx)	100	40	10	0.5
960 W	Distance (m)	1	4	8	41
0° PANEL ANGLE AT 4.3 M HEIGHT	Area (m²)	3	50	200	5278
	Full Light (lx)	470	145	40	0.5
	Half Light (lx)	235	72	20	0.5

for  
**LED Balloon Light System**



LIGHT COVER CUSTOMIZATION

OMNI

REFLECTIVE



# Accessories

# TRIPODS

X SMALL SMALL MEDIUM LARGE

Our tripods are designed to integrate seamlessly into our lighting systems. Compact and reliable, they are a breeze to carry and collapse easily for storage. They can extend from a height of 1 meter to 4 meters. Safety features include a safety-chain to prevent accidental disconnection as well as a T-knob for extra safety. Tripods include a system for power cord storage and leg fasteners for safe transportation.

The color and structure of our tripods can be customized.  
Dimension tolerance: ±10 mm



Height (min-max) 825-1600 mm  
Width 880 mm  
Weight 3 kg  
Collapsed Height 770 mm  
Collapsed Width 120 mm

Height (min-max) 1050-2035 mm  
Width 880 mm  
Weight 3.2 kg  
Collapsed Height 930 mm  
Collapsed Width 120 mm

Height (min-max) 1450-2180 mm  
Width 1110 mm  
Weight 71 kg  
Collapsed Height 1340 mm  
Collapsed Width 180 mm



Cable Hook + Storage



Integrated Ruler



Safety Chain

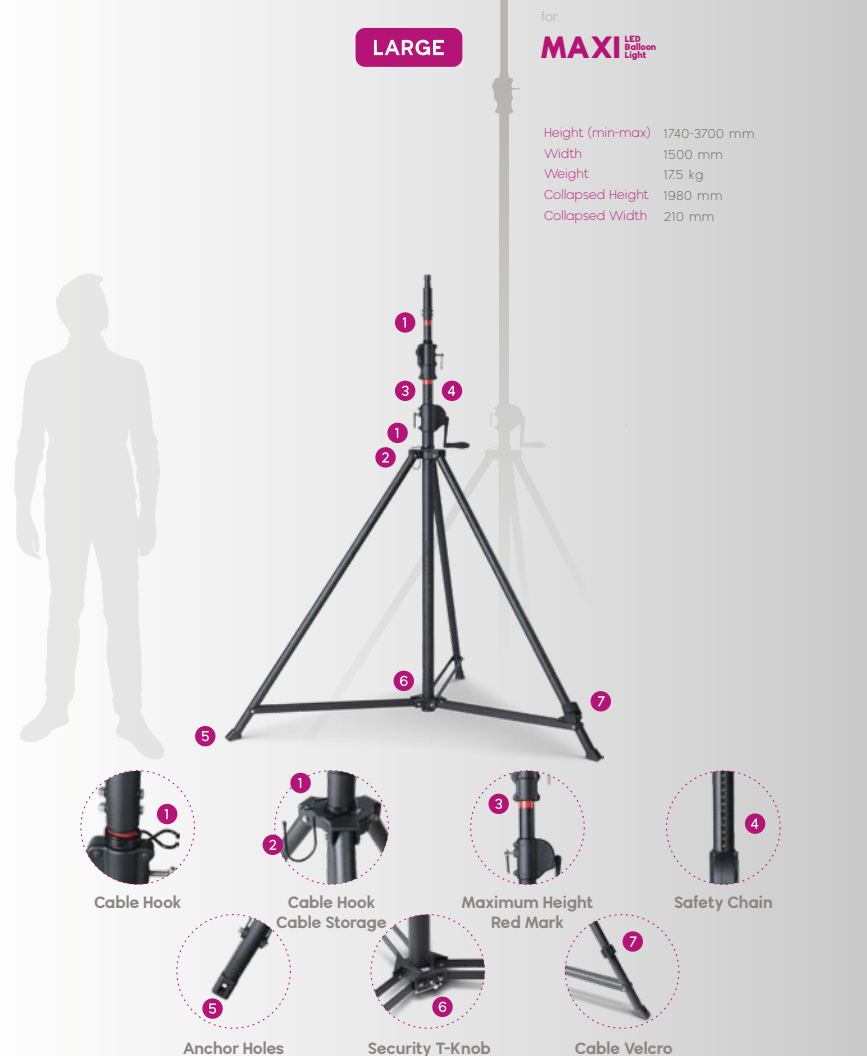


Anchor Holes



Articulated Feet

for  
**LED Balloon Light System**  
**Mobile Lighting Tower System**



for  
**MAXI LED Balloon Light**  
Height (min-max) 1740-3700 mm  
Width 1500 mm  
Weight 175 kg  
Collapsed Height 1980 mm  
Collapsed Width 210 mm



Cable Hook



Cable Hook Cable Storage



Maximum Height Red Mark



Safety Chain



Anchor Holes



Security T-Knob



Cable Velcro

# Accessories

# TROLLEYS

SMALL MEDIUM LARGE

for

LED Balloon Light System Mobile Lighting Tower System

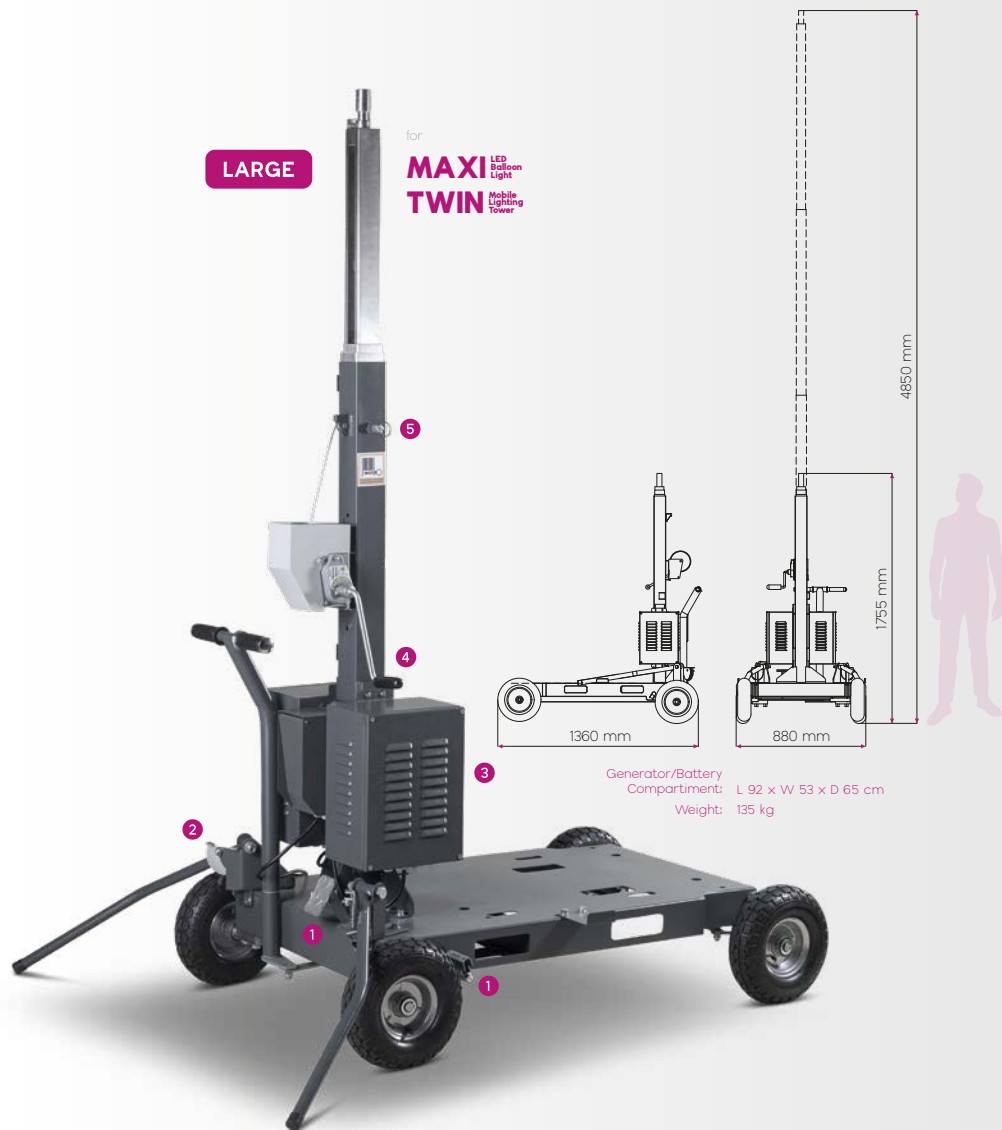
Our trolleys are the perfect size to transport generators. Made from strong steel with four sturdy wheels, they are as mobile as they are robust. Packed full of safety features, our trolleys make moving lights a breeze.

The color and structure of our trolleys can be customized.



Dimension tolerance: ±10 mm





Brake Pedal



Adjustable Stabilizer Legs



Compartment



Telescopic Pole Crank



Telescopic Pole Safety Pin



# LED Lights Customization Possibilities



Our lights can be customized to allow their color to be adjusted across the **RGB** spectrum or converted to **fog lights**. In addition, a **timer** can set how many seconds different colors display. Lights can also be **customized to a specific color** for purposes like emergency or security lights. **Dimmers** controlled by manual or **remote control** switches can also be installed

The shape of our light covers can be customized, as can the color and structure of our trolleys and tripods.



Light color adjustable across the RGB spectrum



Set correlated color temperature between 2500 K and 6500 K



Switch between fog and white light




Dim light manually or by remote control



Set timer to change colors between interval



Use remote to control timer, dimmer and turn lights on and off.







[www.yuanglight.com](http://www.yuanglight.com)  
5F, No. 210, Sec. 2, Zhonghua Road,  
Tucheng District, 236 New Taipei City, Taiwan  
+886 2 2268 0546  
+886 2 2268 1907  
[service@cyuang.com](mailto:service@cyuang.com)  
[@yuanglight](#)